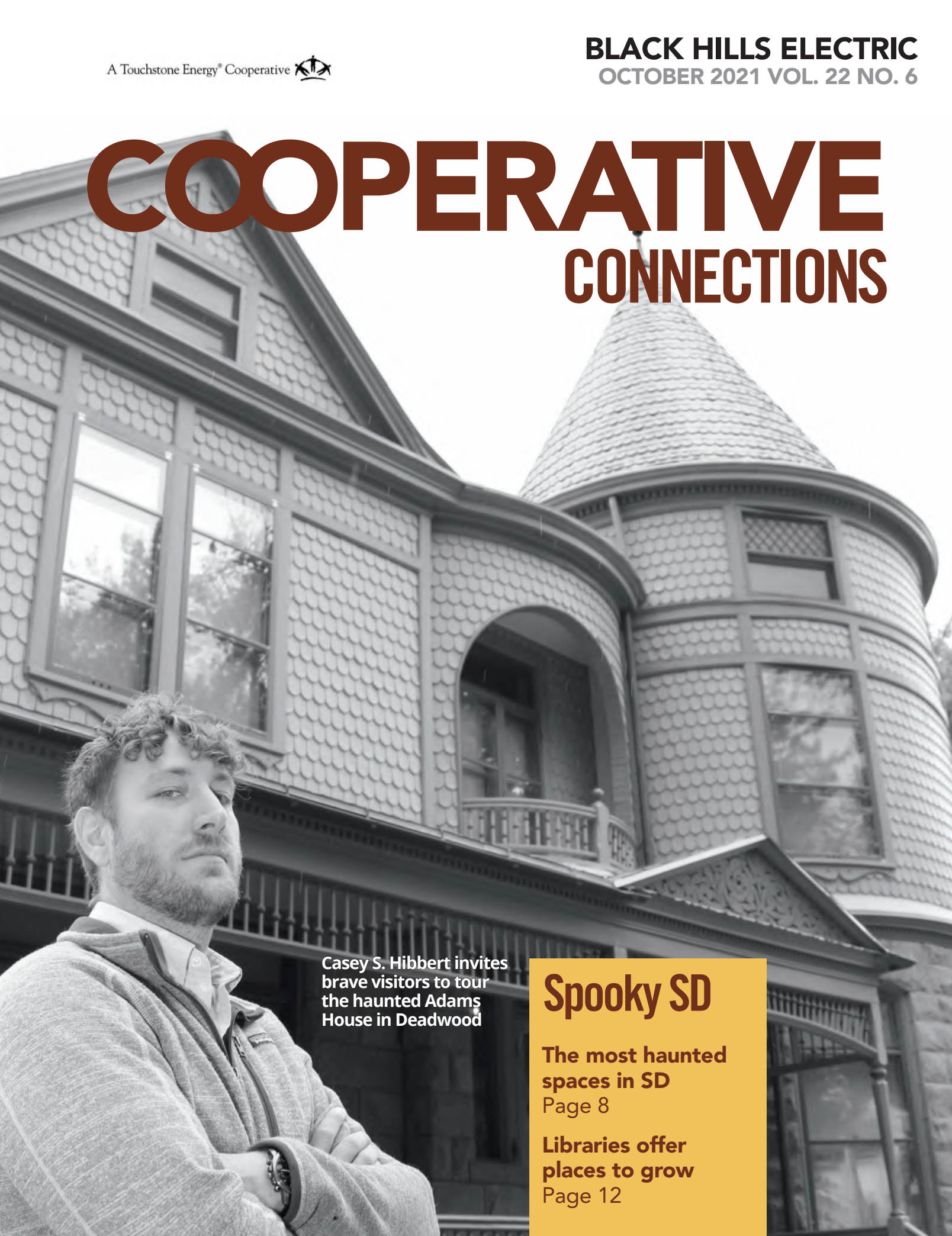


COOPERATIVE CONNECTIONS



Casey S. Hibbert invites
brave visitors to tour
the haunted Adams
House in Deadwood

Spooky SD

**The most haunted
spaces in SD**

Page 8

**Libraries offer
places to grow**

Page 12

Protecting Infrastructure & Increasing Reliability



Walker Witt - CEO

wwitt@bhec.coop

This is the time of the year that I begin to breathe easier and sleep a bit better. The prime fire season is over, and unless something happens from the time I write this column (September 1st) and when you are reading it, the chances of having a catastrophic fire in the Black Hills will be much less for the next several months. That is not to say that we should let our guard down; the Legion Lake Fire that burned 54,000 acres in Custer State Park started on December 11th.

The only reason your co-op trims and cuts trees is to provide reliable electric service and help prevent wildfires.

I have written several columns over the years on fire mitigation, and usually, I write those at the beginning of the fire season. I am writing about fire now because this is the time of the year that we begin our rights-of-way patrol in earnest. Your cooperative has over 2,400 miles of line that is inspected each year. Those inspections result in identifying and cutting hazard trees and undergrowth as well as strategic tree trimming.

The vast majority of our members support these mitigative efforts. However, some of our members do not want trees cut on their property, and others demand that we only trim a small amount. Your co-op takes great pride in working with all of our members and always tries to meet our member's expectations. After all, you all own the co-op.

Sometimes, the expectations of the membership as a whole outweighs the desires and expectations of the individual member.

Mitigative efforts by your cooperative to protect cooperative assets and our members' property from a catastrophic fire is an expectation of our membership. Having reliable electric service is an expectation of our membership. The only way your cooperative can meet those expectations is through a smart and aggressive vegetative management program. For some of our members, that means that trees you like and want to keep must be cut. Trees that a member believes "should only be trimmed 6 inches" are trimmed to the trunk of the tree. Undergrowth beneath the lines that provide a barrier between neighbors' properties or a road that some members want to keep to provide that physical separation has to be cut.

The only reason your co-op trims and cuts trees is to provide reliable electric service and help prevent wildfires. Your rights-of-way crews are not tree-hating, chainsaw-wielding maniacs. The crews would much rather be constructing new lines and connecting new services. In fact, of all the duties and jobs our operations crew does, cutting and trimming trees is their least favorite.

Your co-op will continue to do what is necessary to protect your cooperative's infrastructure and protect our members' property from an ignition of a wildfire as a result of trees and branches contacting a powerline. Crews will continue to cut and trim trees within the right-of-way, identify and cut hazard trees both in and out of the right-of-way, and cut undergrowth beneath the powerlines.

If you have questions regarding our tree cutting and trimming practices, please feel free to e-mail or call me. I will either answer your questions or connect you to one of our employees that will answer your questions or address your concerns.

I hope that you all had a great summer!

COOPERATIVE CONNECTIONS

BLACK HILLS ELECTRIC

(ISSN No. 1531-104X)

Board President: Dennis Quivey

Board of Directors

- Jim Preston - Vice President
- Don Andersen - Secretary
- Dave Lindblom - Asst. Secretary
- Gary Kluthe - Treasurer
- Thad Wasson
- Alan Bishop

CEO & General Manager: Walker Witt
wwitt@bhec.coop

Operations Manager: Bill Brisk
billb@bhec.coop

Chief Financial Officer: Sammi Langendorf
slang@bhec.coop

System Coordinator: Jesse Sorenson
jsorenson@bhec.coop

Director of Communications & Member Services: Michelle Fischer
michellef@bhec.coop

BLACK HILLS ELECTRIC COOPERATIVE CONNECTIONS is the monthly publication for the members of Black Hills Electric Cooperative, 25191 Cooperative Way, P.O. Box 792, Custer, S.D. 57730-0792. Black Hills Electric Cooperative Connections' purpose is to provide reliable, helpful information to electric cooperative members on matters pertaining to their cooperative and living better with electricity. Also available at www.bhec.coop.

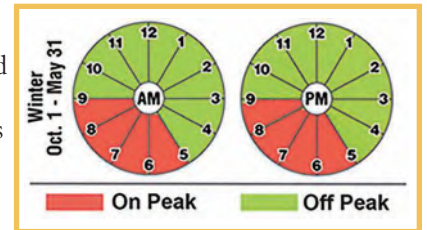
This cooperative is an equal opportunity provider, employer, and lender. If you wish to file a Civil Rights program complaint of discrimination, complete the USDA Program Discrimination Complaint Form AD-3027, found on-line at How to File a Program Discrimination Complaint, or at any USDA office, or call (866) 632-9992 to request the form. You may also write a letter containing all of the information requested in the form. Send your completed complaint form or letter by mail to U.S. Department of Agriculture, Director, Office of Adjudication, 1400 Independence Ave, S.W., Washington, D.C. 20250-9410, by fax (202 690-7442) or e-mail at program.intake@usda.gov.

Subscription information: Black Hills Electric Cooperative members devote 50 cents from their monthly electric payments for a subscription. Non-member subscriptions are available for \$12 annually. Periodicals Postage Paid at Black Hills Electric Cooperative, 25191 Cooperative Way, Custer, S.D. 57730-0792, and at additional mailing offices.

Postmaster: Please send address changes to Black Hills Electric Cooperative, P.O. Box 792, Custer, S.D. 57730-0792. Address all other correspondence to: Cooperative Connections, P.O. Box 792, Custer, S.D. 57730-0792 Telephone: (605) 673-4461; Fax: (605) 673-3147; e-mail: bhec@bhec.coop; website: www.bhec.coop.

ELECTRIC HEAT SEASON & DEMAND TIMES

We have two things that we want our members to be aware of beginning October 1st. First, the electric heat season begins October 1st and runs through May 1st. Members on the electric heat rate will receive a discount on any electric heat consumed between these dates. Please make sure the breaker that powers your heat meter is turned on prior to October 1st. The second item is our winter peak demand times. Our demand hours will be from 5-9 a.m. and 5-9 p.m. M-F. These dates will be in effect until May 31st. If you have questions about your rate, please get in touch with the office. We are happy to assist you!



Black Hills Electric Cooperative pays gross kilowatt hour tax

Black Hills Electric is a rural electric cooperative. South Dakota law requires BHEC to pay a tax on the kilowatt hours that are sold during a year. The kilowatt hours are tracked according to the local school district where they were sold. The tax is then distributed to the school district by the local company.

The school districts in our service area received a total of **\$224,464.65** in gross kilowatt hour tax as a result of electric sales to members of BHEC in 2020.

School District	Tax Amount
Custer	\$62,378.12
Edgemont	\$2,770.21
Elk Mountain	\$4,697.97
Hill City	\$15,528.69
Hot Springs	\$22,407.54
Lead/Deadwood	\$9,388.68
Meade	¢.10
Oelrichs	\$5,673.57
Oglala Lakota	\$1,606.98
Rapid City	\$100,012.79
Total	\$224,464.65

Practice fire safety this fall and winter

When the weather turns colder, you inevitably start hearing more news about house fires. Even a small fire can be devastating.

Most house fires are caused by cooking that gets out of hand, according to the National Fire Protection Association. But the second most common cause is materials in the home that catch fire. This often occurs when a heat source, such as a space heater or flying embers from a fireplace, comes into contact with fabric or paper, which then ignite. Once a fire starts, it can move so rapidly that even the best efforts to put it out may fail.

When it comes to old houses, the risks are even higher. The older the wood is that a house is constructed of, the faster it burns. Once flames invade the walls of an old house, they move with frightening speed.

Fire protection in any home is absolutely necessary, but even more careful precautions should be taken if your house is older. Here's how to help ensure the safety of your house and everyone in it.

Smoke detectors. These are the first and best line of defense; they allow you to get out of the house at the first whiff of smoke. The NFPA found that six in 10 deaths in house fires occurred in homes that did not have working smoke detectors. Go beyond the federal recommendations and put a smoke detector in every room. Stay on the even safer side by opting for those that detect both smoke and carbon monoxide.

Fire extinguishers. Keep small fires from getting out of control with fire extinguishers that are easily accessible. Choose several fire extinguishers that are light enough for even kids to handle. Make sure they have simple pull mechanisms that don't require much strength. Look for fire extinguishers that work for various parts of the house; for instance, an extinguisher in the kitchen should be able to handle grease fires.

Install arc-fault interrupters. These ingenious little gadgets detect the electrical arcing that occurs when an old wire buried deep in your wall begins to fail. Speak with an electrician about where best to install interrupters and how your particular ones work.

Maintain it all. Finally, test everything on a regular basis. Smoke detectors should be tested every month, their batteries replaced every six months, and old smoke detectors replaced every 10 years. Opt to purchase an extra fire extinguisher so your family can take it to the backyard and practice using it.

Have a plan. What if the worst happens and those smoke detectors go off? Have a plan to get out fast. Make sure those on upper floors have a fire ladder that can get them safely to the ground. Designate a meeting place for all family members, and practice your safety plan at least once every six months.

Does all of this sound like overkill? It's not! Fire safety is imperative year-round for every home. Your home deserves to have the care required to keep it safe and sturdy, but more importantly, your family deserves the peace of mind that comes from knowing they are protected in an emergency.

WE'VE GOT SD COVERED



South Dakota's electric cooperatives deliver affordable, reliable power to our members in every corner of the state. But we do so much more!

Visit our Co-op Connections Plus YouTube channel and you'll see co-ops in action providing valuable consumer information at Dakotafest and the South Dakota State Fair. You'll see co-ops at local community events and youth leadership programs. We've got South Dakota covered!

Simply scan the QR code to the right and be sure to subscribe!



Call 811 before you dig!

Fletcher Nutt

Fletcher reminds readers of Cooperative Connections to be sure to call 811 before digging. Fletcher's parents are Donald Nutt and Amanda Larron of Sioux Falls.

Kids, send your drawing with an electrical safety tip to your local electric cooperative (address found on Page 3). If your poster is published, you'll receive a prize. All entries must include your name, age, mailing address and the names of your parents. Colored drawings are encouraged.

PERFECT PASTA PICKS

RATTLESNAKE PASTA

Ingredients:

1/4 c buttery spread
 2 T all-purpose flour
 3/4 c dairy milk
 1/2 c vegetable broth
 1 T vegetable base
 1/2 c Parmesan cheese, shredded
 salt, to taste (optional)
 pepper, to taste (optional)
 1/4 c pickled jalapeno slices
 3 T minced garlic
 10 oz. cooked rotisserie chicken, shredded
 1 green bell pepper, sliced
 1 red bell pepper, sliced
 1 handful fresh cilantro, minced
 1 pound whole-wheat linguini, cooked

METHOD

In medium pot, melt buttery spread then add flour; mix well. Slowly add dairy milk and vegetable broth, stirring well. Add vegetable base and Parmesan cheese; heat slowly until thickened. Add salt and pepper, to taste, if desired. Add jalapenos, garlic, bell peppers and roasted chicken; heat thoroughly. Serve over cooked linguini.

Family Features

HERB BAKED CHICKEN AND PASTA

Ingredients:

2 cups uncooked medium pasta, such as rotini, penne or ziti
 1 pound uncooked boneless skinless chicken breasts, cut into 1-inch cubes
 2 cups shredded mozzarella cheese, divided
 1 1/2 cups water
 1 package McCormick® Italian Herb Baked Chicken & Pasta Seasoning Mix
 1 can (14 1/2 ounces) petite diced tomatoes, undrained

METHOD

Preheat oven to 375°F. Place pasta, chicken and 1 cup of the cheese in 13x9-inch baking dish. Mix water, Seasoning Mix and tomatoes until well blended. Pour over pasta and chicken. Stir to coat well, making sure most of the pasta is covered with sauce. Cover with foil. Bake 45 minutes or until chicken is cooked through. Remove foil and stir. Sprinkle with remaining 1 cup cheese. Bake, uncovered, 5 minutes longer or until cheese is melted. Let stand 5 minutes. (Sauce will continue to thicken upon standing.)
mccormick.com

SPAGHETTI PIE

Ingredients:

6 oz. spaghetti
 2 T. butter
 2 well beaten eggs
 1/3 c. Parmesan cheese
 1 c. cottage cheese
 1 lb. ground beef
 1/4 c. chopped green pepper
 1/2 c. chopped onion
 2 c. chopped tomatoes
 1 tsp. sugar
 1 tsp. oregano
 1/2 tsp. garlic salt
 1/2 c. shredded mozzarella

METHOD

Cook spaghetti, drain. Stir in butter, Parmesan cheese and eggs. In buttered 10 inch pie plate, form the mixture into a crust. Spread the cottage cheese over crust. Cook beef until browned. Drain fat. Stir tomatoes, sugar, oregano and garlic salt into cooked beef. Put all in spaghetti crust. Bake 350 degrees for 25 minutes. Add mozzarella and cook five minutes more or until cheese is melted. Bulk sausage may replace ground beef.

Linda Sherry, Sioux Falls

Please send your favorite dairy recipes to your local electric cooperative (address found on Page 3). Each recipe printed will be entered into a drawing for a prize in December 2021. All entries must include your name, mailing address, phone number and cooperative name.

Dear Pat: I've heard heat pumps can be a good alternative for heating my home, but it looks like there are several types available. Can you explain a few of the most common options? – Brett



Pat Keegan
Collaborative
Efficiency

Dear Brett: It's a good idea to consider a heat pump for your home. The technology has improved a lot over the past 10-20 years and is likely to be at least 20 percent more efficient than what you have now. Heat pumps can also cool your home during summer months, which is an added value!

Newer models can operate effectively in sub-zero weather, but sometimes they do so by switching to electric resistance mode, which is much less efficient. In a colder climate, it may be worth investing in a dual fuel system where propane or another fuel provides supplemental heat on extremely cold days.

Here are a few situations where you might use the different types of air-source heat pumps.

1. DUCTED HEAT PUMP

If your home has a forced air furnace, a centralized air-source heat pump can work well. A compressor outside your home that looks like an A/C unit is connected to your home's existing duct system. Like your furnace, the temperature is controlled through one main thermostat. This is a solid solution if your system has quality ductwork that heats and cools every room evenly, which is rare.

Ductwork in most homes is not designed to heat or cool every room evenly. Long supply runs provide little air to some rooms, and it's typical for some rooms to lack return air registers. Also, ductwork is often leaky, which creates comfort issues. If leaky ducts are located in unheated areas such as attics, it will increase your heating and cooling costs. Poor ductwork will render any kind of central heating or cooling system much less effective. Some HVAC contractors can repair ductwork problems if the ductwork is accessible.

Heat pumps vary in efficiency, and this is measured in two ways. The Heating Seasonal Performance Factor (HSPF) rating measures

heating efficiency and the Seasonal Energy Efficiency Ratio (SEER) rating measures cooling efficiency. Minimum ratings for a new heat pump are HSPF 8.2 and SEER 14. Heat pumps with the ENERGY STAR® rating are significantly more efficient than the minimum standard. The quality of the installation also matters, and some contractors will have more experience and training than others.

2. MINI-SPLIT HEAT PUMP

If your home does not have ductwork or the ductwork is poorly designed or leaky, a ductless mini-split heat pump might be your best bet. With a mini-split heat pump, tubes connected to the outside compressor carry refrigerant to one or more air handlers, which are mounted high on a wall to distribute air. Thermostats regulate each air handler, providing control of different zones.

In climates that don't experience extreme cold, a ductless heat pump could supply all the heating and cooling in a small home. They are often used in combination with a central heating and cooling system. Ductless mini-splits are an excellent option if you don't have central air ducts, your ducts are leaking or you only want the new ductless heat pump to heat or cool part of the home.

3. GEOTHERMAL (OR GROUND-SOURCE) HEAT PUMP

Several feet underground, the temperature remains constant year-round, typically 45-75 F, depending on latitude. Heat is transferred into or out of the ground by pipes buried in a loop 10 feet underground or drilled up to 400 feet into the earth. The pipes carry water to a compressor, which uses a refrigerant to transfer the heat to or from your home's ducts.

A geothermal system is extremely energy efficient since the earth's temperature is warmer than the outside air in the winter and cooler than the outside air in the summer. But I should note this efficiency comes with a high price tag, which is the initial cost to install the pipe loop or drill the hole for a vertical pipe.

I hope this information provides a good starting point in your research of heat pumps.



Brad Thiessen
Collaborative
Efficiency

FAIRS

Black Hills Electric Cooperative, along with other sponsors, recently assisted in serving the county fair kick-off meals in Custer County and Fall River County. Several directors and employees were able to attend and represent the cooperative. The co-op has been a sponsor of the fairs for over two decades.



Fall River County Fair (L-R):
Board Secretary - Don Andersen
Operations Manager - Bill Brisk
CEO - Walker Witt



Custer County Fair (L-R):
Board President - Dennis Quivey
System Coordinator - Jesse Sorenson
Board Director - Thad Wasson
Board Treasurer - Gary Kluthe
Director of Communications & Member Services - Michelle Fischer



Custer County Fair (L-R):
CFO - Sammi Langendorf
Operations Manager - Bill Brisk

Meter Changes

Your cooperative has contracted with **Allegiant Utility Services** to change out most of our meters system-wide. Our current metering system has become end-of-life, and we cannot purchase replacement parts when we run out or something breaks. The new meters will have the capability of providing more information to our members and will enable your co-op to identify and respond to outages more efficiently and quickly.

The Allegiant crews have begun the conversion process on the Custer substation. Crews will complete one substation at a time and continue until the majority of our system is completed. They expect most of the conversion to be completed by late spring of 2022.

The Allegiant crews will be working Monday - Saturday and will have vehicles marked with their companies information and a logo indicating they're contracting with BHEC.

If you have any questions or concerns, please contact us at 800-742-0085 or 605-673-4461.





SEARCHING FOR SPOOKS

Casey S. Hibbert peers out into the natural world through a window in the top floor of the haunted Adams House in Deadwood. *Photos by Billy Gibson*

Paranormal enthusiasts search for signs of the hereafter in SD's haunted spaces

Billy Gibson

billy.gibson@sdrea.coop

Those eerie, creaky footsteps heard coming from the stairwell in Deadwood's historic Adams House could be the restless spirit of former owner W.E. Adams. Or they could simply be a figment of the imagination.

Maurice "Mo" Miller isn't going to try to convince you either way. He just wants to collect evidence that there was in fact an unexplained sound and let you draw your own conclusions.

Miller is founder and lead sleuth of the Black Hills Paranormal Investigations team. He and his six-member squad aren't out to bust ghosts or chase mischievous spirits away. They only want to make a friendly connection with inhabitants of the afterlife, maybe say hello and spend some quality time together.

For the past 10 years, Miller and his crew have been conducting their missions all across the Black Hills area and have logged scores of audio recordings and other evidence they offer as possible proof of the existence of the hereafter.

Every October, Miller invites fearless guests to accompany the investigators on their missions. But he often warns visitors beforehand: Don't come dressed in a Dracula costume or some silly getup - this is serious business.

"This isn't a dog-and-pony show," Miller said. "We never do investigations with the public on Halloween because people will come dressed up as a vampire or a witch and think it's the county fair. The shows on TV are for entertainment. We have fun, but we don't contrive things for entertainment value and promise we'll deliver a ghost in a jar or yank one out into the open with a hook."

Miller developed a passion for the paranormal when he had an unexplained experience as a youngster.

"I was in my bedroom and - I don't know how or why it happened - the closet door blew off the hinges and went flying across the room. My parents thought the door came down because I'd been swinging on it like a monkey. I was a little unnerved and slept on the couch for a month. But I started reading academic material on the subject to see if there was really something to this paranormal thing, and it's been my passion ever since."

The BHPI team has several black metal cases, or "spirit boxes" full of devices, contraptions and gizmos they use to detect the presence of wandering ghosts. There are electromagnetic field meters, binoptic cameras, infrared static cameras, digital audio recorders and more.

They've completed investigations of many haunted places in Deadwood and the surrounding area such as the Homestake Opera House, the Bullock Hotel, the Brothel Deadwood, the Lucky Nugget Casino and others.



Black Hills Paranormal Investigations team member LeAnn Harlan keeps an eye out for spirits during a recent visit to a private residence in Spearfish. Above/right, a device used by BHPI triggers when spirits are detected nearby.



As far as the fear factor goes, Miller said during late-night investigations he often finds himself keeping a close eye on BHPI Case Manager Mark Shadley, a retired police sergeant and seasoned law enforcement officer. If the former lawman starts showing

signs of fright or starts heading for the door, then it's probably time to scam.

selling author Ann Charles, but there are many other famously haunted places and spaces around the state. Author Chad Lewis has been researching paranormal activity in South Dakota, across the region, and around world for nearly 30 years and has written 25 books on the supernatural, including *The South Dakota Road Guide to Haunted Locations* as part of his "Unexplained" series. While Lewis has made many television appearances, he often speaks to local audiences and calls attention to some of the lesser known haunted sites such as Devil's Gulch in Garretson and Spirit Mound State Historic Prairie near Vermillion.

"Spirit Mound's legends date back as far as Lewis and Clark. In their journals, they wrote that once arriving upon Spirit Mound, their guides would go no further as they feared small creatures that looked like little people and were very good with poisonous arrows."

He has explored many haunted sites in the Hills such as the Mount Moriah Cemetery and the Keystone Mount View Cemetery at the foot of Mount Rushmore. But Lewis has also studied spooky places in eastern South Dakota such as the Orpheum Theatre and Old Minnehaha Courthouse in Sioux Falls, Mount Marty College and Dakota

Visit these haunted sites if you dare

Here is our Top 10 list of the eeriest, scariest, most haunted places in South Dakota. Enter at your own risk:

- Bullock Hotel - Deadwood
- Adams House - Deadwood
- Old Minnehaha Courthouse Museum - Sioux Falls
- Dakota Theater - Yankton
- Hotel Alex Johnson - Rapid City
- Sioux San Hospital - Rapid City
- Lucky Nugget Casino - Deadwood
- Homestake Opera House - Lead
- Eastons Castle - Aberdeen
- Mount Marty College - Yankton



BHPI lead investigator Maurice "Mo" Miller discusses strategy with Deb Sutton and Kayleigh Johnson.

The Black Hills area is often considered a hotbed of paranormal activity of the kind depicted in local folklore and in the tales spun by best-

Theatre in Yankton, Eastons Castle in Aberdeen and others.

With Halloween coming up, Lewis encourages anyone interested in all things unexplained to get out and explore haunted sites and also to learn more about the history, lore and culture of different locations.

"I think people should venture out and see things for themselves and make their own determinations," he said. "If you go out to Spirit Mound, make sure to leave an offering like a shiny rock or candy for the Little People. This will protect you from them getting followed home."



CONNECT CON

A Youth Leadership Experience

Michelle Fischer

michellef@bhec.coop

Henry Hovde was one of 26 high school students from across the state to participate in Connect Con: A Youth Leadership Experience on July 26-29. Henry's mom, Melissa, encouraged Henry to apply for the Connect Con opportunity, and she is no stranger to the electric cooperative world. She has been a member of Lacreek and West River Cooperative in the past and is now a member of Black Hills Electric. Melissa has experienced the Washington Youth Tour and was the recipient of co-op scholarships.

The event was sponsored by Black Hills Electric as part of the cooperative's ongoing commitment to education and youth development. The conference agenda was packed with hands-on activities, social interaction and informational presentations on electrical power production, energy conservation, renewable sources of power and much more. Henry enjoyed meeting new friends, learning what jobs are available in the electric industry, and having an endless supply of snacks and beverages!

Based at Black Hills State University, the students received a tour of the Spearfish Hydro Plant as well as Butte Electric Cooperative.

The young leaders received an electrical safety demonstration where they learned about various safety equipment typically used by electric utility linemen. They were also able to experience a bucket truck ride which raised them up to 50 feet into the air.

Jocelyn Romey of the South Dakota Rural Electric Association in Pierre organized the trip and noted that conference attendees learned more about the cooperative business model and how electric cooperatives



Henry Hovde



Chinelle Christensen from Sioux Valley Energy had the students do some cooperative teamwork in a team building exercise. Henry Hovde is pictured in the center.

provide safe, reliable, affordable power to more than 125,000 homes and businesses across the state.

“The electric power industry is changing rapidly with new technology being introduced on a regular basis and a greater emphasis on renewable resources such as wind and solar,” Romey said. “The students were very attentive during our presentations because they know that one day they will be involved in the process as ratepayers and as voters.”

Congressman Dusty Johnson visited remotely with the group and encouraged them to chart their own path into the future and not get distracted by the negativity of those who may be pushing self-centered agendas. “Don’t fall for that,” he said. “Don’t fall for those who are pessimistic and are only trying to sow hate and division and discord. You have the choice to make, whether you want to be part of charting a negative path into the future or doing something positive for yourself, your community and your country.”

The students also heard from motivational speaker Scyller Borglum, who recounted a life that’s taken her in several different



Congressman Dusty Johnson visiting with the Connect Con students.

directions. She told the students to be themselves and stay focused on their own goals in life.

Dr. Sid Suryanarayanan, head of the South Dakota State University Department of Electrical Engineering, outlined the many career paths available in the electrical power industry, while Malcom Chapman delivered a presentation on leadership and led a hands-on team-building exercise. Chinelle Christensen of Sioux Valley Energy instructed the students on the structure and purpose of

member-owned electric cooperative organizations.

The original Youth Tour to Washington, D.C., was canceled this year due to COVID-19. SDREA is hopeful of bringing back the Washington Youth Tour in 2022. Henry wants to encourage youth to take an active role in participating in these co-op sponsored events.



A PLACE TO GROW

Public libraries across the state continue to serve the needs of their communities as places to go for a wide range of experiences.

South Dakota's public library system grows and adapts to an ever-changing cultural and technological landscape

Billy Gibson

billy.gibson@sdrea.coop

The state's public library system got its start even before there was a state.

In 1886, three years before South Dakota achieved statehood, the Howard Public Library was chartered and quickly became a point of pride for the people of present-day Miner County.

The contents of the library have long since been relocated to a modern facility in the town's Municipal Building, but the original structure can still be visited at Prairie Village in nearby Madison.

As the first of its kind in the state, the Howard Public Library is still a thriving entity and serves as a testament to the versatility and resiliency of the state's library system. Standing strong through world wars, recessions, depressions, funding pressures, political challenges and

changes in culture and contemporary lifestyles, South Dakota's libraries are still delivering the goods - and the books - in their respective communities.

Mary K. Schlim is the head librarian in Howard and says the community takes a lot of pride in being home to the state's first facility. She takes an optimistic view of the future of libraries...as long as they continue to adapt.

"I think libraries have a bright future," she said. "You just have to keep updating and modernizing and keeping up with the trends and the technology. We have the computers, but we're adding new books all the time. There will always be demand from people who want an actual, physical book to read. There will always be a need for libraries."

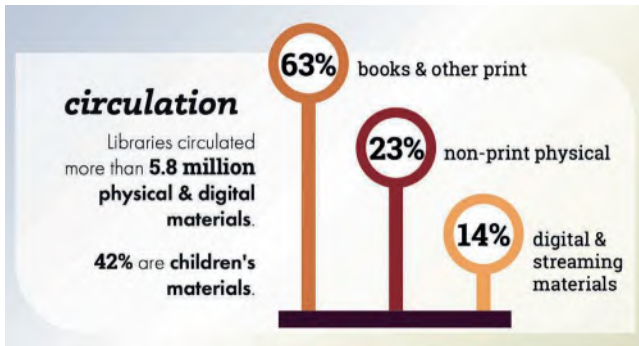
Schlim said her facility is open six days a week with more than 14,000 books on the shelves, five public

computers with internet access, 37 subscriptions to magazines and periodicals, and free WiFi access.

In the year prior to the pandemic, 3.7 million visits were made to the state's 107 public libraries while nearly half the state's residents held a library card. In 2019, more than 600 of the state's citizens were employed at a public library, and a collective 5.8 million digital and physical materials were circulated.

Brenda Hemmelman, access and development services director for the state library system, said libraries return \$4 in various programs and services for every \$1 invested. She describes libraries as a sound investment in communities large and small.

Hemmelman recently announced the distribution of nearly \$2 million in grant money disbursed to a total of 78 public, local school and academic libraries across the state. The grant money came from the Institute of Museum and Library Services (IMLS) through American Rescue Plan Act (ARPA) funds.



“This will help our libraries invest in infrastructure, technology and materials that will serve their patrons through modern, innovative facilities and practices well into the future,” Hemmelman said.

Grant-funded items include the following:

- Technology to replace old computer equipment
- Podcasting equipment
- Digitization equipment
- Books, audio books, e-books
- 3D printers and other makerspace equipment
- Furniture with embedded technology
- Library automation software
- SMART boards/Promethean boards for classroom teaching and displays.

The state system also purchased an additional \$76,000 worth of audiobooks and e-books for the South Dakota



Titles to Go (SDTTG) consortium with funds from IMLS through ARPA. Hemmelman said SDTTG program usage increased 18 percent from 2019 to 2020 as users checked out more than 400,000 titles.

Hemmelman said libraries face an ongoing challenge to remain relevant and useful in a rapidly changing technological

landscape. She said libraries were fortunate to receive the recent grant money after 96 percent of the state’s facilities closed temporarily during the pandemic.

She was quick to note, however, that 86 percent continued to provide public services even though the physical facility may have been closed. More than 80 percent provided outside or curbside checkout services and all of them increased access to digital materials.

For Hemmelman, those indicators point to a promising future for the state’s public library system.

STATE LIBRARY DIGITIZES 41 VOLUMES OF SOUTH DAKOTA HISTORICAL COLLECTIONS



As the South Dakota State Historical Society celebrates its 120th year, the South Dakota State Library has digitized all 41 volumes of the South Dakota Historical Collections. From 1902 to 1982, this series was published biennially by the Department of History (now the South Dakota State Historical Society) as part of its mission to collect, preserve and make accessible the history of the state. All 41 volumes are now available via the Featured Collections section of the South Dakota State Library’s Digital Collections.

These volumes cover a wide array of topics and are a valuable resource for students, teachers, and scholarly researchers. Six editors presided over the South Dakota Historical Collections during its run, including Doane Robinson, Will G. Robinson and Dayton Canaday. Their different editing styles and interests are evident throughout the volumes. Taken as a whole, the series represents an evolution in perspectives on the state’s history, heritage and culture. In 1989, an index to the collection was compiled and published to aid researchers.

The South Dakota State Library serves as the state’s depository for current and historical state agency publications, some of which go back to territorial days.

The South Dakota State Library’s Digital Collections reflect the history and culture of South Dakota. Primarily of interest to librarians, researchers, and genealogists, the digital collections include newspaper articles, South Dakota library photographs, state government annual reports and research reports, South Dakota Codified Laws, Session Laws, House and Senate Journals and more. Access the collections at: sdsdl-montage.auto-graphics.com/.

CRAZY ABOUT CO-OPS



Entertainer and Mount Vernon Mayor Weston Frank bears a co-op logo on his forearm in memory of his great grandfather.

South Dakota's cooperative leaders leave a legacy of service in local communities throughout the state

Billy Gibson

billy.gibson@sdrea.coop

Some people place a lot of faith and belief in the cooperative way of doing business.

And then some people don't mind letting the world know exactly where they stand on cooperatives and what they represent.

When Weston Frank pulls up his shirt sleeve, everyone can see how much cooperatives mean to him. He has the word "COOP" tattooed in big, bold letters right there on his forearm.

Frank, who is mayor of Mount Vernon and an entertainer well-known throughout the state, had the cooperative logo inked into his arm for a special reason. He got the tat in memory of his great grandfather,

Howard Frank, who started working at the ag co-op in Wessington Springs after his gas station business burned to the ground. He eventually retired from the co-op in the mid-1990s.

When Weston Frank takes a glance at that image on his arm, he remembers a man who had earned the respect of everyone in his community.

"I love the double circle co-op logo because it's something my great grandfather wore every day. Everyone knew him as a kind and quiet man who would help anyone. He'd stay late to get a job done, then head out to the 281 Junction on Sunday afternoon at the drop of a hat to help a stranded stranger. I never met one person who had something bad to say about him."

As for Weston Frank, the co-op symbol has an even deeper meaning than the memory of his great grandfather.

"That logo stands for a time when men did what they said they would. You could trust the word of your fellow man, and the local co-op board. I have on occasion caught grief from some folks who associate the double circle with poor memories and situations. I always apologize that they feel that way, but the co-op provided for my family for many years without incident. For me, the logo helps me remember the man, the good he did and the love he had for his family."

Cooperatives have been part of South Dakota's landscape for well over 100 years, and have an estimated annual economic impact of \$8 to \$10 billion. Collectively, cooperatives provide an estimated 16,000 jobs for South Dakotans, and contribute almost \$600 million in tax revenue to the state.



The cooperative spirit also runs through the veins of Brenda Forman, executive director of the South Dakota Association of Cooperatives. Her introduction to the co-op world came early in life when she was a girl growing up in Gettysburg where both her grandfather and father served on the Cenex board of directors.

“THAT LOGO STANDS FOR A TIME WHEN MEN DID WHAT THEY SAID THEY WOULD. YOU COULD TRUST THE WORD OF YOUR FELLOW MAN, AND THE LOCAL CO-OP BOARD.”

At the age of 14, Forman landed her first job at the local Cenex station and worked there through high school and college, often filling a spot on the spraying crew. She joined the co-op association 25 years ago and has carried on the mission of serving the association’s members and lauding the many benefits of cooperative businesses, including telecommunications, farm supply, marketing and electric organizations.

Her father, Richard Mangin, held a position on the Cenex board for



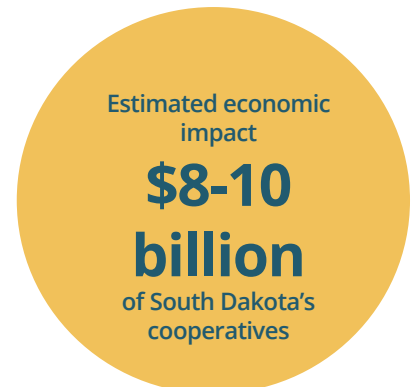
South Dakota Cooperative Association Hall of Famer Charles Birkholt served as general manager of Cam Wal Electric Cooperative for the last eight of his 45 years there. After retiring from Cam Wal, Birkholt served on the board of Venture Telecommunications.

25 years. At the end of December each year, she would accompany her dad down to the co-op to help take inventory.

“On the way over we’d talk about the co-op and how it got started and why he served on the board, to help people,” Forman recalled. “Something that touched me deeply happened when a gentleman came up to me once and I told him I was from Gettysburg. He said he knew my dad and they worked on the Cenex board together. He looked around at the other people and told them I come from good stock. That was one heckuva of a compliment, coming from someone who thought that much of my dad and granddad and their involvement in the co-op.”

Charles Birkholt is a member of the SDAC Hall of Fame and has served consumers of both a telecommunications co-op and an electric co-op. Back in 1952, Birkholt joined Cam Wal Electric in Selby as a groundsman at the rate of 85 cents an hour. He climbed his way up to manager and recalls farmers complaining about their \$5 monthly power bills. He later retired after 45 years of service at Cam Wal.


But Birkholt wasn’t done yet. Shortly after retiring 20 years ago, he joined the board of Venture Communications.



“I enjoyed working at both co-ops and being able to see things on both sides of the board table,” he said. “It gives you different things to think about and makes you understand you have to keep an open mind. But in both positions, you’re working to improve the service and your relationship with your members.”

Birkholt said he encourages all cooperative members, employees and leaders across the state to pause a moment during Co-op Month in October to reflect on the importance of these not-for-profit organizations.

“The consumer is our primary goal, our only reason for existing. That is very unique and isn’t the case for investor-owned enterprises. We’re the underdogs, so that just means we have to work harder,” he said.



**Pheasant Hunting Season
Opening Day
October 16, 2021**

To have your event listed on this page, send complete information, including date, event, place and contact to your local electric cooperative. Include your name, address and daytime telephone number. Information must be submitted at least eight weeks prior to your event. Please call ahead to confirm date, time and location of event.

SEPTEMBER 25

Great Downtown Pumpkin Festival
526 Main Street, Rapid City, SD, 605-716-7979

SEPTEMBER 25-26

Menno Pioneer Power Show
Menno, SD, contact Daniel at mennopowershow@yahoo.com for more details

SEPTEMBER 25-26

Reza: Edge of Illusion
Oscar Larson Performing Arts Center, Brookings, SD, tickets on sale at <http://www.RezaLive.com>

SEPTEMBER 30

7th Annual Taste of Sioux Falls
Washington Pavilion, Sioux Falls, SD, 605-367-6000

SEPTEMBER 30 - OCTOBER 3

Festival of Books
Various Locations, Deadwood, SD, 605-688-6113

OCTOBER 1-2

Oktoberfest
Various Locations, Deadwood, SD, 605-578-1876

OCTOBER 2-3

Fort Pierre Horse Races
Stanley County Fairgrounds, Fort Pierre, SD, 605-223-2178

OCTOBER 7-10

Annual Great Scarecrow Festival
Campbell Park, Huron, SD, 605-354-0491

OCTOBER 8-9

Junkin' Market Days
W.H. Lyon Fairgrounds, Sioux Falls, SD, 605-941-4958

OCTOBER 9

Fall Festival
United Methodist Church, Fairburn, SD, 605-255-4329

OCTOBER 11

Native American Day Celebration
Crazy Horse Memorial, Crazy Horse, SD, 605-673-4681

OCTOBER 16-17

Heartland Quilter's Guild
Highland Conference Center, Mitchell SD, Contact Karen at 605-996-6726 for more info

OCTOBER 16-17

KELOLAND Living Arts & Crafts Show
Best Western Plus Exhibit Hall & Annex, Sioux Falls, SD, email events@keloland.com for more info

OCTOBER 22-24

American Association of United Women (AAUW) Booksale
Fine Arts Building, Central States Fairground, Rapid City, SD, Please check the Rapid City AAUW Facebook page (<https://www.facebook.com/AAUWRapidCity>) for daily hours and last minute info

OCTOBER 29-30

Deadweird
Various Locations, Deadwood, SD, 605-578-1876

OCTOBER 30

16th Holiday Shopping Extravaganza
Davison County Fairgrounds, Mitchell, SD, call Cindy at 605-999-8563 for more info

OCTOBER 30

Scare in the Square
Main Street Square, Rapid City, SD, 605-716-7979

OCTOBER 30

Yankton's Harvest Halloween
Downtown, Yankton, SD, email mandi@bostonsyankton.com for more info

NOVEMBER 13

Sisseton Area Merchants & Crafters Holiday Open House Extravaganza
Sisseton, SD, call Beverly at 605-698-7425 for more info

DECEMBER 4

Rapid City Garden Club's Wreath & Centerpiece Sale
Central States Fairgrounds, Rapid City, SD, 605-343-0710

Note: Please make sure to call ahead to verify the event is still being held.